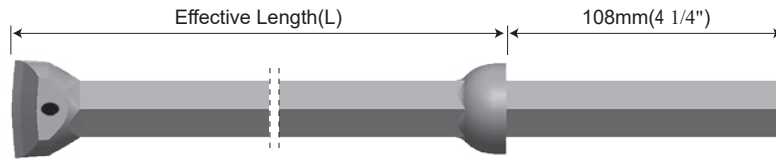


# INTEGRAL DRILL STEEL & TAPERED EQUIPMENT



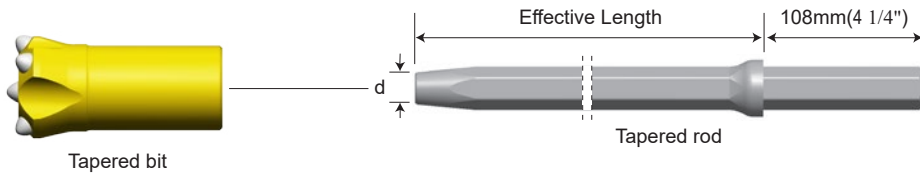
# INTEGRAL EQUIPMENT



Shank hex		Rod hex		Shank length		Effective Length(L)		Gauge diameter		Weight [Kg]	Part number
[mm]	[in]	[mm]	[in]	[mm]	[in]	[mm]	[ft/in]	[mm]	[in]		
22	7/8"	22	7/8"	108	4 1/4"	600	2'	35	1 3/8"	3.2	IH22L3506
						600	2'	41	1 5/8"	3.2	IH22L4106
						800	2' 7 1/2"	34	1 11/32"	4	IH22L3408
						800	2' 7 1/2"	40	1 9/16"	4	IH22L4008
						1200	4'	34	1 11/32"	5.7	IH22L3412
						1200	4'	40	1 9/16"	5.7	IH22L4012
						1600	5' 4"	39	1 17/32"	7.3	IH22L3916
						1800	6'	33	1 5/16"	8.2	IH22L3318
						1800	6'	39	1 17/32"	8.2	IH22L3918
						2400	8'	32	1 1/4"	10.7	IH22L3224
						2400	8'	38	1 1/2"	10.7	IH22L3824
						3200	10' 6"	31	1 7/32"	14	IH22L3132
						3200	10' 6"	37	1 15/32"	14	IH22L3732
						4000	13' 1 1/2"	36	1 13/32"	17.4	IH22L3640
						4800	16'	35	1 3/8"	20.7	IH22L3548
5600	18' 4 1/2"	34	1 11/32"	24.1	IH22L3456						

# TAPERED EQUIPMENT

## Hex22 SERIES



Hex	Taper angle	Rod point dia. (d)	Type	Taper style
22	7°	16	T22F	Long Skirt
22	11°	17.7	T22G	Short Skirt
22	12°	15.2	T22C	Long Skirt
25	7°	19.6	T25B	Long Skirt
25	7°	21.2	T25F	Short Skirt

### Hex22 7° tapered bit for long skirt



Gauge diameter		Gauge angle [°]	Button × Button dia. [mm]		Flushing hole		Weight [Kg]	Part number
[mm]	[in]		Gauge	Face	Side	Face		
30	1 3/16"	35	5×7	2×6	2	1	0.3	<b>T22P30FBB06</b>
31	1 7/32"	35	5×7	2×6	2	1	0.3	<b>T22P31FBB06</b>
32	1 1/4"	35	5×7	2×7	1	1	0.3	<b>T22P32FBB065</b>
33	1 5/16"	35	5×7	2×7	1	1	0.4	<b>T22P33FBB065</b>
34	1 11/32"	35	5×7	2×7	1	1	0.4	<b>T22P34FBB065</b>
35	1 3/8"	35	5×8	2×8	2	1	0.4	<b>T22P35FBB065</b>
38	1 1/2"	40	5×8	2×8	1	1	0.5	<b>T22P38FBB065Z</b>
40	1 9/16"	40	5×9	2×8	1	1	0.6	<b>T22P40FBB065Z</b>
41	1 5/8"	40	5×9	2×8	1	1	0.6	<b>T22P41FBB065Z</b>

### Hex22 7° tapered rod for long skirt



Effective Length(L)		Weight [Kg]	Part number
[mm]	[ft/in]		
900	3'	3.4	<b>TH22L09F</b>
1800	6'	6.4	<b>TH22L18F</b>
3000	10'	10.4	<b>TH22L30F</b>

# TAPERED EQUIPMENT

## Hex22 SERIES

### Hex22 11° tapered bit for short skirt



Gauge diameter		Gauge angle [°]	Button × Button dia. [mm]		Flushing hole		Weight [Kg]	Part number
[mm]	[in]		Gauge	Face	Side	Face		
32	1 1/4"	35	5×7	2×7	1	1	0.3	T22P32GBB065
33	1 5/16"	40	5×7	2×7	1	1	0.4	T22P33GBB065Z
35	1 3/8"	40	5×7	2×7	1	1	0.4	T22P35GBB065Z1
36	1 13/32"	40	5×8	2×7	1	1	0.5	T22P36GBB065Z2
38	1 1/2"	40	5×9	2×7	1	1	0.5	T22P38GBB065Z2
40	1 9/16"	40	5×9	2×8	1	1	0.6	T22P40GBB065Z1
41	1 5/8"	40	5×9	2×8	1	1	0.6	T22P41GBB065Z3

### Hex22 11° tapered rod for short skirt



Effective Length(L)		Weight [Kg]	Part number
[mm]	[ft/in]		
600	2'	2.4	TH22L06G
1000	3' 4"	3.7	TH22L10G
1200	4'	4.4	TH22L12G
1500	5'	5.4	TH22L15G
1600	5' 4"	5.7	TH22L16G
1800	6'	6.4	TH22L18G
2000	6' 6 3/4"	7.1	TH22L20G
2400	8'	8.4	TH22L24G
3000	10'	10.4	TH22L30G

### Hex22 12° tapered bit for long skirt



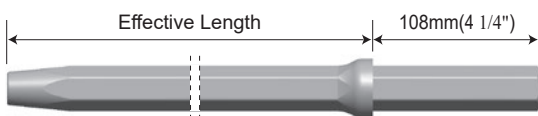
Gauge diameter		Gauge angle [°]	Button × Button dia. [mm]		Flushing hole		Weight [Kg]	Part number
[mm]	[in]		Gauge	Face	Side	Face		
32	1 1/4"	35	5×7	2×7	1	1	0.3	T22P32CBB065
33	1 5/16"	35	5×7	2×7	1	1	0.4	T22P33CBB065
35	1 3/8"	35	5×8	2×8	1	1	0.4	T22P35CBB065
38	1 1/2"	35	5×8	2×8	1	1	0.5	T22P38CBB065

### Hex22 12° tapered bit for long skirt



Gauge diameter		Gauge angle [°]	Button × Button dia. [mm]		Flushing hole		Weight [Kg]	Part number
[mm]	[in]		Gauge	Face	Side	Face		
32	1 1/4"	40	6×7	2×7	1	2	0.3	T22P32CBB084
33	1 5/16"	40	6×7	2×7	1	2	0.4	T22P33CBB084
35	1 3/8"	40	6×8	2×7	2	2	0.4	T22P35CBB084
38	1 1/2"	30	6×8	2×7	1	2	0.5	T22P38CBB08Z

### Hex22 12° tapered rod for long skirt



Effective Length(L)		Weight [Kg]	Part number
[mm]	[ft/in]		
500	1' 7 5/8"	2	TH22L05C
1800	6'	6.4	TH22L18C
2200	7' 4"	7.7	TH22L22C
2400	8'	8.4	TH22L24C
2600	8' 6"	9.1	TH22L26C
2900	9' 6 1/8"	10.1	TH22L29C
3900	13'	13.4	TH22L39C
4500	15'	15.4	TH22L45C
5400	18'	18.5	TH22L54C
6300	21'	21.5	TH22L63C

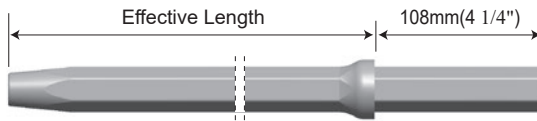
# Hex25 SERIES

## Hex25 7° tapered bit long skirt



Gauge diameter		Gauge angle [°]	Button × Button dia. [mm]		Flushing hole		Weight [Kg]	Part number
[mm]	[in]		Gauge	Face	Side	Face		
41	1 5/8"	40	5×9	2×8	2	1	0.6	<b>T25P41BBB065Z</b>
43	1 11/16"	40	5×9	2×9	2	1	0.6	<b>T25P43BBB06Z</b>

## Hex25 7° tapered rod for long skirt



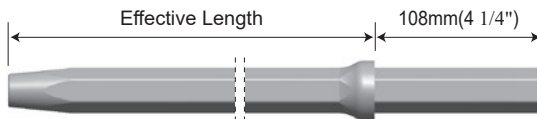
Effective Length(L)		Weight [Kg]	Part number
[mm]	[ft/in]		
1800	6'	8.2	<b>TH25L18B</b>
2200	7' 4"	9.9	<b>TH25L22B</b>
2400	8'	10.7	<b>TH25L24B</b>
2600	8' 6"	11.6	<b>TH25L26B</b>

## Hex25 7° tapered bit short skirt



Gauge diameter		Gauge angle [°]	Button × Button dia. [mm]		Flushing hole		Weight [Kg]	Part number
[mm]	[in]		Gauge	Face	Side	Face		
41	1 5/8"	40	5×9	2×8	2	1	0.6	<b>T25P41FBB065Z</b>
43	1 11/16"	40	5×9	2×9	2	1	0.6	<b>T25P43FBB06Z</b>

## Hex25 7° tapered rod for short skirt



Effective Length(L)		Weight [Kg]	Part number
[mm]	[ft/in]		
1800	6'	8.2	<b>TH25L18F</b>
2200	7' 4"	9.9	<b>TH25L22F</b>
2400	8'	10.7	<b>TH25L24F</b>
2600	8' 6"	11.6	<b>TH25L26F</b>