

# SHANK ADAPTER

## SHANK ADAPTER

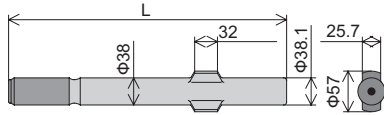
ATLAS COPCO	60
FURUKAWA	64
GARDNER DENVER	67
INGERSOLL RAND	68
MONTABERT	70
SANDVIK / TAMROCK	71
SECOMA	75
TOYO	76



# SHANK ADAPTER

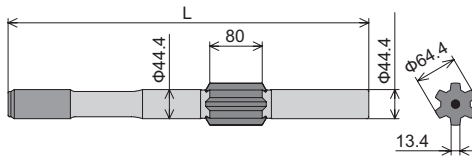
## ATLAS COPCO

### BBC 54, BBC 120



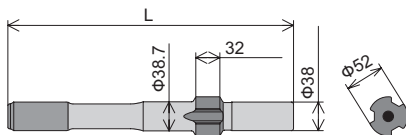
Thread	Length(L) [mm]	Flushing tube dia [mm]	Weight [Kg]	Part number
R32	380	10	3.1	<b>S32R32CBC</b>
T38	390	10	3.3	<b>S32M38BD</b>
R38	390	10	3.3	<b>S32R38DBD</b>

### BBE 57



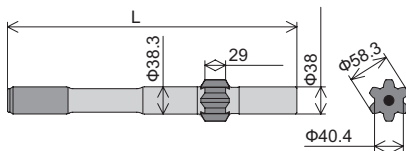
Thread	Length(L) [mm]	Flushing tube dia [mm]	Weight [Kg]	Part number
R38	447	14	5.0	<b>S58R38AB</b>
T38	537	14	5.8	<b>S58M38AD</b>
T45	550	14	7.0	<b>S58M45AE</b>

### COP 125, COP 130, COP 131



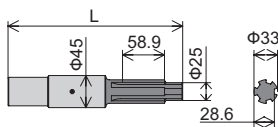
Thread	Length(L) [mm]	Flushing tube dia [mm]	Weight [Kg]	Part number
R32	380	14	2.7	<b>S64R32CAA</b>
T38	380	14	2.9	<b>S64M38AA</b>
T45	380	14	3.9	<b>S64M45AA</b>

### COP 131EB



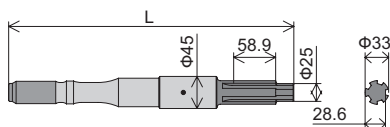
Thread	Length(L) [mm]	Flushing tube dia [mm]	Weight [Kg]	Part number
T38	405	14	3.3	<b>S190M38AA</b>

### COP 1028 Female thread



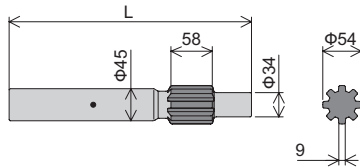
Thread	Length(L) [mm]	Flushing tube dia	Weight [Kg]	Part number
R25F	245	SF	1.8	<b>S100R25FSFB</b>
R28F	245	SF	1.7	<b>S100R28FSFB</b>

### COP 1028



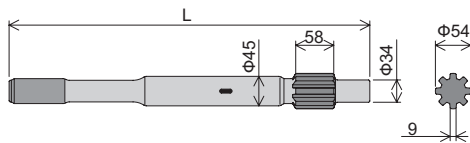
Thread	Length(L) [mm]	Flushing tube dia	Weight [Kg]	Part number
R28	400	SF	2.8	<b>S100R28SFA</b>
R32	400	SF	3.0	<b>S100R32CSFA</b>

### COP 1032 Female thread



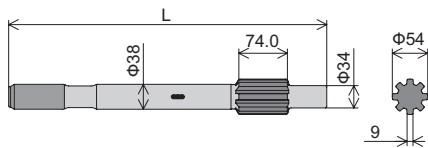
Thread	Length(L) [mm]	Flushing tube dia	Weight [Kg]	Part number
R28F	340	SF	3.4	<b>S87R28FSFA</b>
R32F	340	SF	3.6	<b>S87R32FSFA</b>

### COP 1032



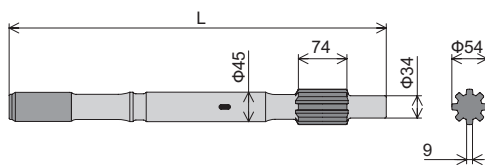
Thread	Length(L) [mm]	Flushing tube dia	Weight [Kg]	Part number
R28	550	SF	4.8	<b>S87R28SFD</b>
R32	550	SF	5.0	<b>S87R32SFD</b>
T38	550	SF	5.3	<b>S87M38SFD</b>

### COP 1036, COP 1038, COP 1238



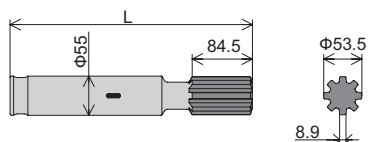
Thread	Length(L) [mm]	Flushing tube dia	Weight [Kg]	Part number
R32	485	SF	4.0	<b>S80R32SFB</b>
R38	485	SF	4.3	<b>S80R38SFB</b>
T38	485	SF	4.3	<b>S80M38SFB</b>
R32	500	SF	4.1	<b>S80R32CSFCG</b>
T38	500	SF	4.4	<b>S80M38SFC</b>
R32	575	SF	4.7	<b>S80R32SFEGZ</b>
R38	575	SF	5.0	<b>S80R38SFEGZ</b>
T38	575	SF	5.0	<b>S80M38SFEGZ</b>

### COP 1036, COP 1038, COP 1238



Thread	Length(L) [mm]	Flushing tube dia	Weight [Kg]	Part number
R32	575	SF	5.2	<b>S80R32ZSFEGZ</b>
R38	575	SF	5.5	<b>S80R38ZSFEGZ</b>
T38	575	SF	5.5	<b>S80M38ZSFEGZ</b>
T45	575	SF	6.5	<b>S80M45SFEGZ</b>

### COP 1432, COP 1532 Female thread

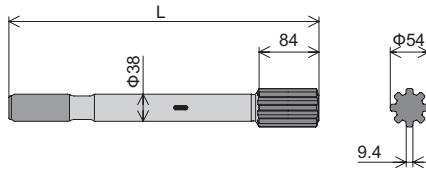


Thread	Length(L) [mm]	Flushing tube dia	Weight [Kg]	Part number
R32F	340	SF	4.3	<b>S285R32FSFA</b>
R38F	340	SF	4.5	<b>S285R38FSFA</b>

# SHANK ADAPTER

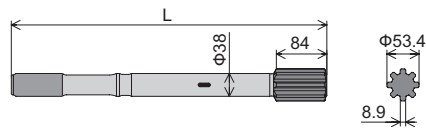
## ATLAS COPCO

### COP 1440, COP 1550, COP 1638, COP 1838, COP 2238



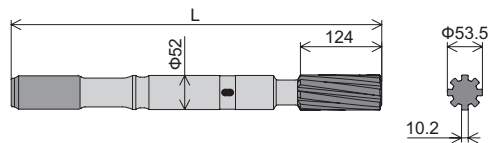
Thread	Length(L) [mm]	Flushing tube dia	Weight [Kg]	Part number
R32	435	SF	3.8	<b>S48R32SFAG</b>
R38	435	SF	4.0	<b>S48R38SFAG</b>
T38	435	SF	4.0	<b>S48M38SFAG</b>
R32	525	SF	4.3	<b>S48R32SFBG</b>
R38	525	SF	4.5	<b>S48R38SFBG</b>
T38	525	SF	4.5	<b>S48M38SFBG</b>

### COP 1638, COP 1838AW



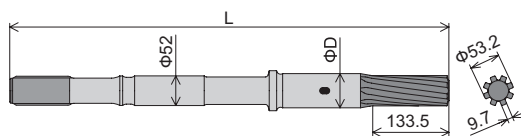
Thread	Length(L) [mm]	Flushing tube dia	Weight [Kg]	Part number
R32	525	SF	4.3	<b>S316R32SFA</b>
T38	525	SF	4.5	<b>S316M38SFA</b>

### COP 1840



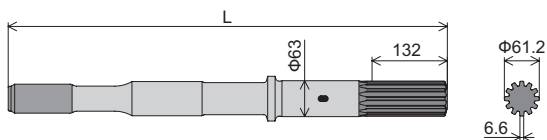
Thread	Length(L) [mm]	Flushing tube dia	Weight [Kg]	Part number
T45	565	SF	5.8	<b>S293M45SFA</b>
T51	565	SF	7.3	<b>S293M51SFA</b>

### COP 1840 Extractor, 2150 Extractor, 2550 Extractor



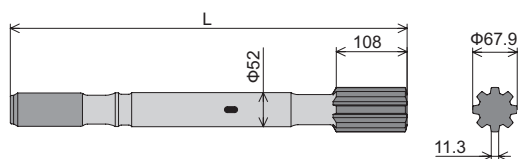
Thread	Length(L) [mm]	Flushing tube dia	Weight [Kg]	Part number
T45	770	SF	11.2	<b>S301M45SFAG</b>
T51	770	SF	12.7	<b>S301M51SFAG</b>

### COP 2160 Extractor, COP 2560 Extractor



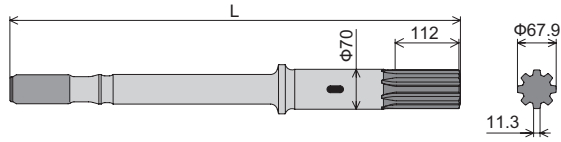
Thread	Length(L) [mm]	Flushing tube dia	Weight [Kg]	Part number
T45	770	SF	13.1	<b>S312M45SFA</b>
T51	770	SF	14.6	<b>S312M51SFA</b>

### COP 4050 (L)



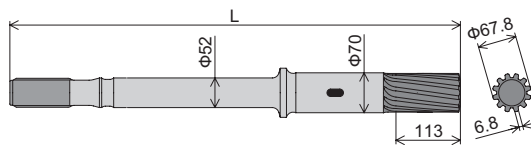
Thread	Length(L) [mm]	Flushing tube dia	Weight [Kg]	Part number
T51	605	SF	9.3	<b>S334M51SFA</b>

### COP 4050 Extractor



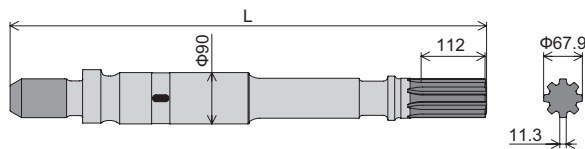
Thread	Length(L) [mm]	Flushing tube dia	Weight [Kg]	Part number
T51	790	SF	16.0	<b>S343M51SFAG</b>

### COP 4050 Extractor



Thread	Length(L) [mm]	Flushing tube dia	Weight [Kg]	Part number
T51	790	SF	15.0	<b>S299M51SFAG</b>

### COP 4050MUX

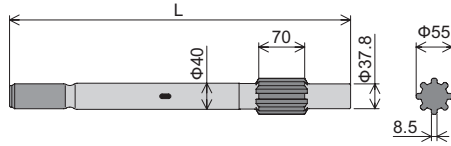


Thread	Length(L) [mm]	Flushing tube dia	Weight [Kg]	Part number
ST58	835	SF	26.0	<b>S284WD58SFAG</b>
ST68	835	SF	27.0	<b>S284WD68SFAG</b>

# SHANK ADAPTER

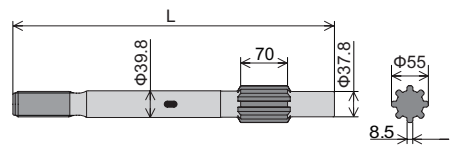
## FURUKAWA

### HD 150



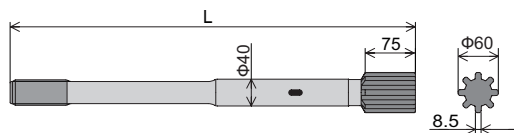
Thread	Length(L) [mm]	Flushing tube dia	Weight [Kg]	Part number
R38	520	SF	5.0	<b>S110R38SFAG</b>
T38	520	SF	5.0	<b>S110M38SFAG</b>

### HD 190



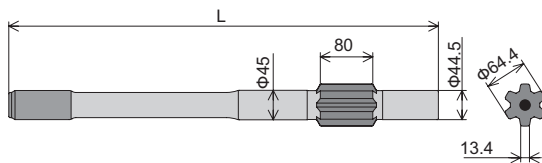
Thread	Length(L) [mm]	Flushing tube dia	Weight [Kg]	Part number
R38	480	SF	4.6	<b>S166R38SFAG</b>
T38	480	SF	4.6	<b>S166M38SFAG</b>

### HD 210



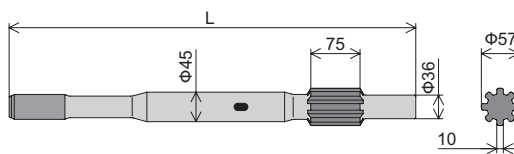
Thread	Length(L) [mm]	Flushing tube dia	Weight [Kg]	Part number
R38	605	SF	5.9	<b>S244R38SFAG</b>
T38	605	SF	5.9	<b>S244M38SFAG</b>

### HD 300



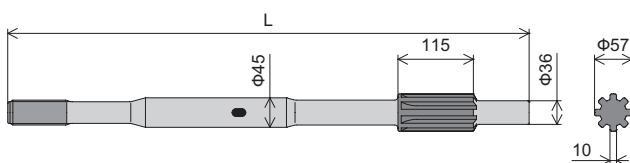
Thread	Length(L) [mm]	Flushing tube dia [mm]	Weight [Kg]	Part number
T38	655	16	6.1	<b>S62M38AA</b>
T45	655	16	6.8	<b>S62M45AA</b>

### HD 609



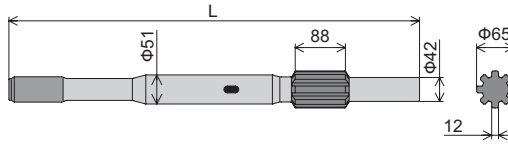
Thread	Length(L) [mm]	Flushing tube dia	Weight [Kg]	Part number
T38	620	SF	5.7	<b>S142M38SFAG</b>
T45	620	SF	6.4	<b>S142M45SFA</b>
T38	690	SF	6.4	<b>S142M38SFBG</b>

### HD 609RP



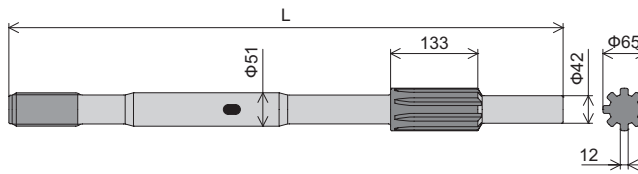
Thread	Length(L) [mm]	Flushing tube dia	Weight [Kg]	Part number
R32	795	SF	7.7	<b>S116R32SFAG</b>
T38	795	SF	7.9	<b>S116M38SFAG</b>
T45	795	SF	8.3	<b>S116M45SFAG</b>
T38	865	SF	8.4	<b>S116M38SFBG</b>
T45	865	SF	8.8	<b>S116M45SFBG</b>

### HD 612



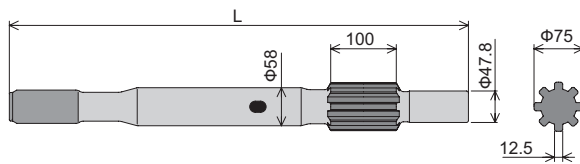
Thread	Length(L) [mm]	Flushing tube dia	Weight [Kg]	Part number
T45	720	SF	9.2	<b>S173M45SFA</b>

### HD 612RP



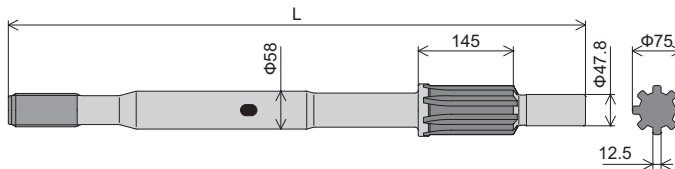
Thread	Length(L) [mm]	Flushing tube dia	Weight [Kg]	Part number
T38	845	SF	10.6	<b>S117M38SFAG</b>
T45	845	SF	11.0	<b>S117M45SFAG</b>
T51	845	SF	11.4	<b>S117M51SFAG</b>
T45	880	SF	11.4	<b>S117M45SFCG</b>
T45	885	SF	11.5	<b>S117M45SFBG</b>

### HD 615



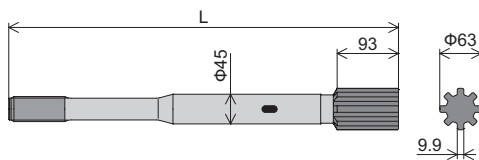
Thread	Length(L) [mm]	Flushing tube dia	Weight [Kg]	Part number
T45	700	SF	10.7	<b>S123M45SFA</b>
T51	700	SF	11.7	<b>S123M51SFAG</b>

### HD 615RP



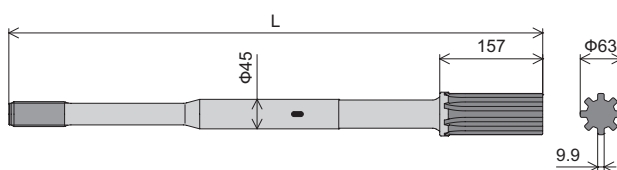
Thread	Length(L) [mm]	Flushing tube dia	Weight [Kg]	Part number
T51	880	SF	14.7	<b>S126M51SFAG</b>

### HD 709



Thread	Length(L) [mm]	Flushing tube dia	Weight [Kg]	Part number
T38	591	SF	6.2	<b>S237M38SFAG</b>
T45	591	SF	6.8	<b>S237M45SFAG</b>
T38	620	SF	6.5	<b>S237M38SFBG</b>
T45	620	SF	7.0	<b>S237M45SFBG</b>

### HD 709RP



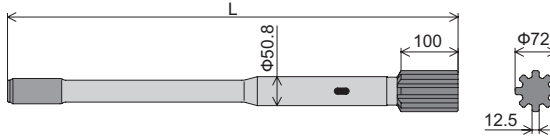
Thread	Length(L) [mm]	Flushing tube dia	Weight [Kg]	Part number
T45	785	SF	9.2	<b>S245M45SFBG</b>
T38	814	SF	9.1	<b>S245M38SFAG</b>
T45	814	SF	9.5	<b>S245M45SFAG</b>



# SHANK ADAPTER

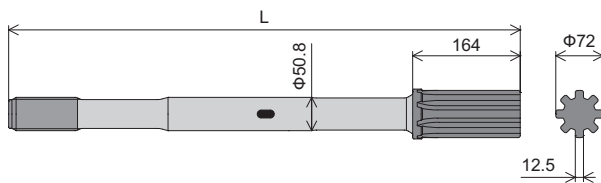
## FURUKAWA

### HD 712



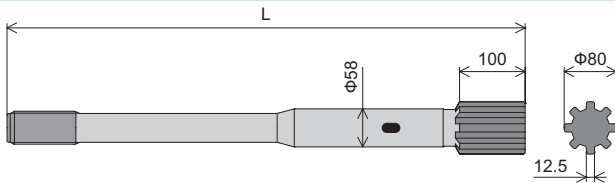
Thread	Length(L) [mm]	Flushing tube dia	Weight [Kg]	Part number
T45	790	SF	9.9	<b>S222M45SFBG</b>

### HD 712RP



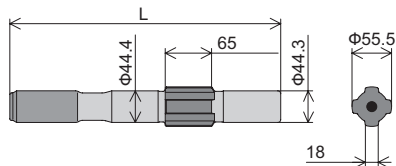
Thread	Length(L) [mm]	Flushing tube dia	Weight [Kg]	Part number
T38	787	SF	11.6	<b>S221M38SFAG</b>
T45	787	SF	11.9	<b>S221M45SFAG</b>
T51	787	SF	12.5	<b>S221M51SFAG</b>
T45	885	SF	12.7	<b>S221M45SFBG</b>
T51	885	SF	13.4	<b>S221M51SFBG</b>

### HD 715



Thread	Length(L) [mm]	Flushing tube dia	Weight [Kg]	Part number
T51	790	SF	12.7	<b>S238M51SFAG</b>

### M 120 and PD 200

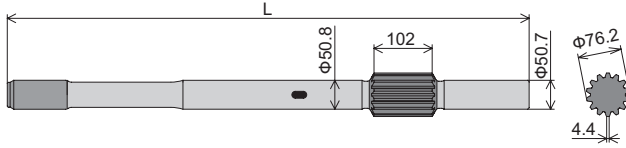


Thread	Length(L) [mm]	Flushing tube dia [mm]	Weight [Kg]	Part number
T38	380	14	3.6	<b>S51M38AB</b>
T38	446	14	3.9	<b>S51M38AG</b>



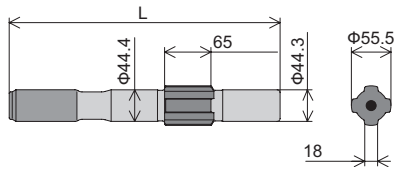
# GARDNER DENVER

## HPR 2



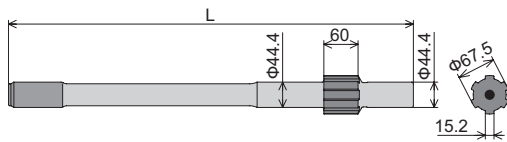
Thread	Length(L) [mm]	Flushing tube dia	Weight [Kg]	Part number
T51	915	SF	14.3	<b>S267M51SFA</b>

## PR 123



Thread	Length(L) [mm]	Flushing tube dia [mm]	Weight [Kg]	Part number
R32	380	14	3.8	<b>S51R32AB</b>
R38	380	14	3.6	<b>S51R38AB</b>
T38	380	14	3.6	<b>S51M38AB</b>
T45	380	14	4.6	<b>S51M45AB</b>

## PR 66

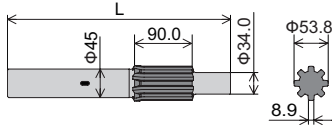


Thread	Length(L) [mm]	Flushing tube dia [mm]	Weight [Kg]	Part number
T38	710	16	4.8	<b>S75M38AA</b>
T45	710	16	5.8	<b>S75M45AA</b>

# SHANK ADAPTER

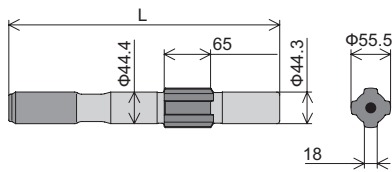
## INGERSOLL RAND

### Hydrastar 200 Female thread



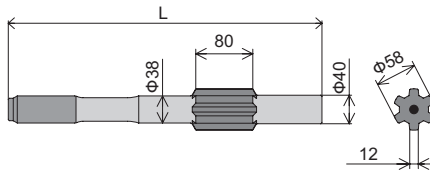
Thread	Length(L) [mm]	Flushing tube dia	Weight [Kg]	Part number
R32F	351	SF	3.2	<b>S109R32FSFA</b>

### URD 475, URD 550, VL120, VL140, F16



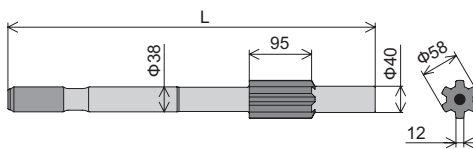
Thread	Length(L) [mm]	Flushing tube dia [mm]	Weight [Kg]	Part number
R32	380	14	3.8	<b>S51R32AB</b>
R38	380	14	3.6	<b>S51R38AB</b>
T38	380	14	3.6	<b>S51M38AB</b>
T45	380	14	4.4	<b>S51M45AB</b>
T38	446	14	3.9	<b>S51M38AG</b>

### YH 50, YH 55



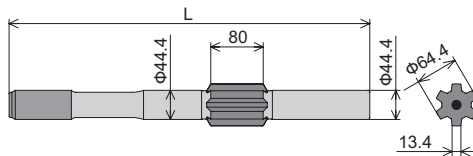
Thread	Length(L) [mm]	Flushing tube dia [mm]	Weight [Kg]	Part number
T38	440	16	3.8	<b>S84M38AA</b>

### YH 50 RP, YH55RP



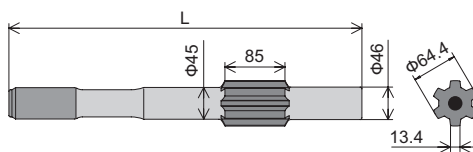
Thread	Length(L) [mm]	Flushing tube dia [mm]	Weight [Kg]	Part number
T38	560	16	5.1	<b>S06M38AB</b>

### YH 60A



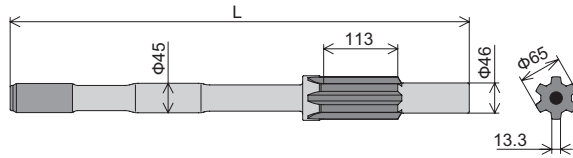
Thread	Length(L) [mm]	Flushing tube dia [mm]	Weight [Kg]	Part number
T38	537	14	5.8	<b>S58M38AD</b>

### YH 65, YH 70, YH 80



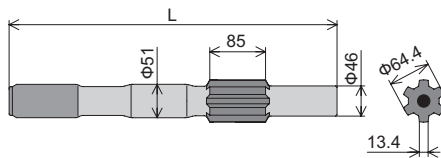
Thread	Length(L) [mm]	Flushing tube dia [mm]	Weight [Kg]	Part number
T38	480	19	4.7	<b>S63M38AB</b>
T45	480	19	5.5	<b>S63M45AB</b>
T38	500	19	4.9	<b>S63M38AC</b>
T45	500	19	5.7	<b>S63M45AC</b>

### YH 65 RP, YH 70 RP, YH 80 RP



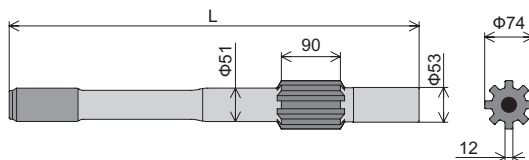
Thread	Length(L) [mm]	Flushing tube dia [mm]	Weight [Kg]	Part number
T38	700	19	8.0	<b>S25M38AA</b>
T45	700	19	9.0	<b>S25M45AA</b>

### YH 80A



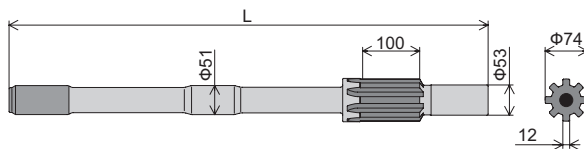
Thread	Length(L) [mm]	Flushing tube dia [mm]	Weight [Kg]	Part number
T45	495	19	6.0	<b>S198M45AA</b>
T51	500	19	6.4	<b>S198M51AB</b>

### YH 95, YH 100



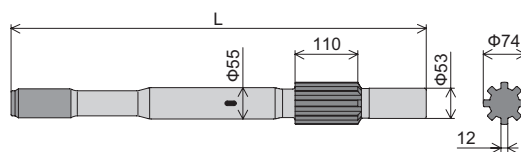
Thread	Length(L) [mm]	Flushing tube dia [mm]	Weight [Kg]	Part number
T51	625	23	8.8	<b>S09M51AA</b>

### YH 95 RP, YH 100 RP



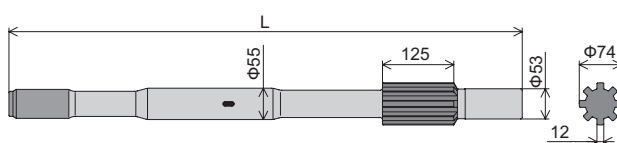
Thread	Length(L) [mm]	Flushing tube dia [mm]	Weight [Kg]	Part number
T51	840	23	11.8	<b>S03M51AA</b>

### YH 110 V, YH 135



Thread	Length(L) [mm]	Flushing tube dia	Weight [Kg]	Part number
T45	728	SF	11.6	<b>S127M45SFAG</b>
T51	728	SF	12.0	<b>S127M51SFAG</b>

### YH 110 VRP, Y 135 RP

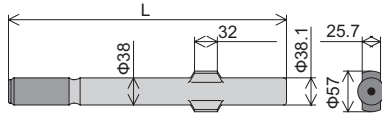


Thread	Length(L) [mm]	Flushing tube dia	Weight [Kg]	Part number
T51	900	SF	14.8	<b>S128M51SFAG</b>

# SHANK ADAPTER

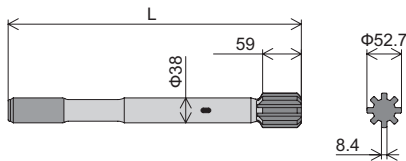
## MONTABERT

### H 50, H 60, H 70



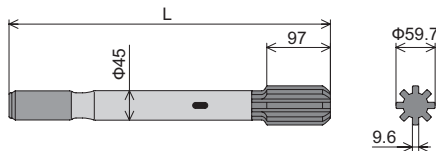
Thread	Length(L) [mm]	Flushing tube dia [mm]	Weight [Kg]	Part number
R32	380	10	3.1	<b>S32R32CBC</b>
R38	390	10	3.3	<b>S32R38DBD</b>
T38	390	10	3.3	<b>S32M38BD</b>

### HC 40, HC 50



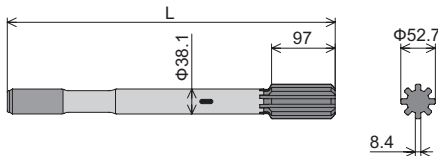
Thread	Length(L) [mm]	Flushing tube dia	Weight [Kg]	Part number
R32	372	SF	3.0	<b>S77R32SFDG</b>
R38	372	SF	3.2	<b>S77R38CSFDG</b>
T38	372	SF	3.2	<b>S77M38SFDG</b>
T38	447	SF	3.6	<b>S77M38SFCG</b>

### HC 80, HC 120



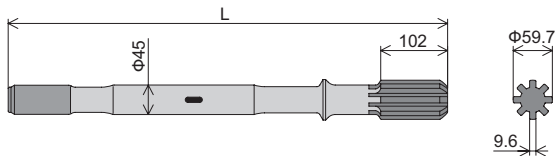
Thread	Length(L) [mm]	Flushing tube dia	Weight [Kg]	Part number
T45	490	SF	6.2	<b>S209M45SFAG</b>

### HC 80, HC 90, HC 105, HC 120



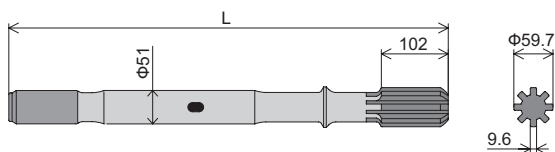
Thread	Length(L) [mm]	Flushing tube dia	Weight [Kg]	Part number
R32	440	SF	3.6	<b>S73R32SFBG</b>
R38	440	SF	4.0	<b>S73R38DSFBG</b>
T38	440	SF	4.0	<b>S73M38SFBG</b>
T38	500	SF	4.3	<b>S73M38SFAG</b>

### HC 80 RP, HC 105 RP, HC 107 RP, HC 108 RP, HC 109 RP



Thread	Length(L) [mm]	Flushing tube dia	Weight [Kg]	Part number
T38	670	SF	7.4	<b>S70M38SFAG</b>
T45	670	SF	8.2	<b>S70M45SFAG</b>

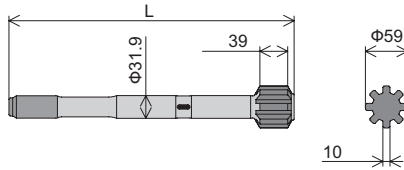
### HC 120 RP, HC 150 RP, HC 155 RP, HC 158 RP



Thread	Length(L) [mm]	Flushing tube dia	Weight [Kg]	Part number
T51	670	SF	9.9	<b>S206M51SFAG</b>

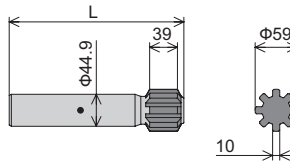
# SANDVIK / TAMROCK

## HL 300



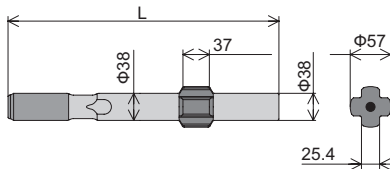
Thread	Length(L) [mm]	Flushing tube dia	Weight [Kg]	Part number
R32	400	SF	2.7	<b>S292R32SFAG</b>

## HL 300S Female thread



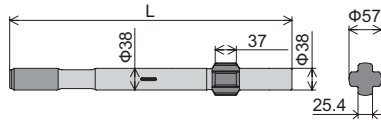
Thread	Length(L) [mm]	Flushing tube dia	Weight [Kg]	Part number
R32F	245	SF	2.6	<b>S150R32FSFAG</b>

## HL 438, HL 538, HL 438L, HL 438T



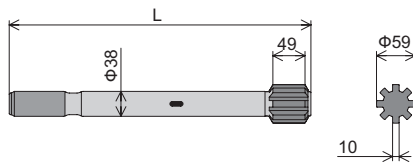
Thread	Length(L) [mm]	Flushing tube dia [mm]	Weight [Kg]	Part number
T38	380	12.7	3.3	<b>S39M38AA</b>
T38	400	12.7	3.4	<b>S39M38AJG</b>

## HL 438LS, 438TS, HL538, HL538L, L550S



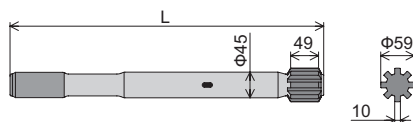
Thread	Length(L) [mm]	Flushing tube dia	Weight [Kg]	Part number
R32	450	SF	3.9	<b>S39R32SFDG</b>
R38	450	SF	4.1	<b>S39R38SFDG</b>
T38	455	SF	4.2	<b>S39M38SFDG</b>
T38	495	SF	4.4	<b>S39M38SFGG</b>

## HL 500-38, HL 510-38, HL 500S-38, HL 510S-38, HL 510B, HL 510LH



Thread	Length(L) [mm]	Flushing tube dia	Weight [Kg]	Part number
R32	460	SF	3.8	<b>S12R32SFAG</b>
R38	460	SF	4.1	<b>S12R38SFAG</b>
T38	460	SF	4.1	<b>S12M38SFAG</b>
R38	500	SF	4.4	<b>S12R38DSFDZ</b>
R32	550	SF	4.4	<b>S12R32SFBG</b>
R38	550	SF	4.8	<b>S12R38DSFBG</b>
T38	550	SF	4.8	<b>S12M38SFBG</b>

## HL 500-45, HL 510-45

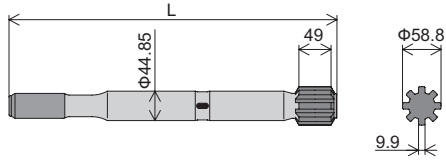


Thread	Length(L) [mm]	Flushing tube dia	Weight [Kg]	Part number
T38	550	SF	5.8	<b>S12M38ZSFBG</b>
T45	550	SF	6.1	<b>S12M45ZSFBG</b>

# SHANK ADAPTER

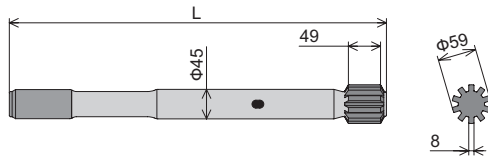
## SANDVIK / TAMROCK

### HL 550 SUPER, 560 SUPER, 510S-45



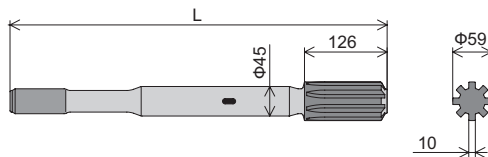
Thread	Length(L) [mm]	Flushing tube dia	Weight [Kg]	Part number
R38	500	SF	5.4	<b>S155R38SFAG</b>
T38	500	SF	5.4	<b>S155M38SFAG</b>

### HLX5, HLX5T



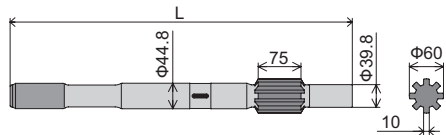
Thread	Length(L) [mm]	Flushing tube dia	Weight [Kg]	Part number
R38	500	SF	5.4	<b>S268R38SFAG</b>
T38	500	SF	5.4	<b>S268M38SFAG</b>
T38	575	SF	5.9	<b>S268M38SFBG</b>

### HLX5 PE-45



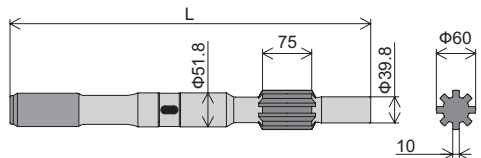
Thread	Length(L) [mm]	Flushing tube dia	Weight [Kg]	Part number
R32	575	SF	6.1	<b>S330R32SFAG</b>
T38	575	SF	6.3	<b>S330M38SFAG</b>

### HL 600-45, HL 600S-45



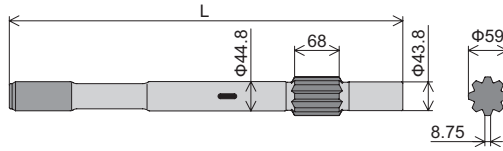
Thread	Length(L) [mm]	Flushing tube dia	Weight [Kg]	Part number
T38	525	SF	5.5	<b>S17M38SFCG</b>
T45	525	SF	6.0	<b>S17M45SFCG</b>
R32	600	SF	6.1	<b>S17R32CSFAG</b>
T38	600	SF	6.3	<b>S17M38SFAG</b>
T45	600	SF	7.1	<b>S17M45SFAG</b>

### HL 600-52



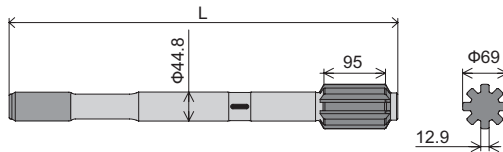
Thread	Length(L) [mm]	Flushing tube dia	Weight [Kg]	Part number
T51	650	SF	8.5	<b>S215M51SFA</b>

### HL 645



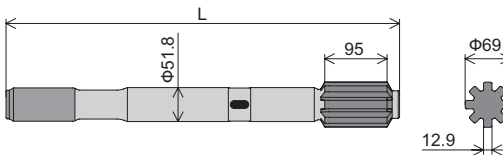
Thread	Length(L) [mm]	Flushing tube dia	Weight [Kg]	Part number
T45	600	SF	8.1	<b>S69M45SFAG</b>

### HL 650-45, 700-45, 700T-45, 710-45, 800T-45



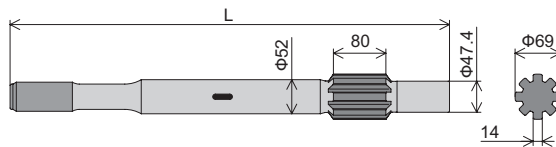
Thread	Length(L) [mm]	Flushing tube dia	Weight [Kg]	Part number
T45	600	SF	7.5	<b>S240M45SFAG</b>

### HL 650-52, 700-52, PE-52, S-52, 710-52, SPE-52, 800T-52



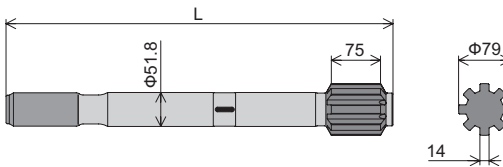
Thread	Length(L) [mm]	Flushing tube dia	Weight [Kg]	Part number
T38	600	SF	8.4	<b>S196M38SFAG</b>
T45	600	SF	8.8	<b>S196M45SFAG</b>
T51	600	SF	9.1	<b>S196M51SFAG</b>

### HL 850S



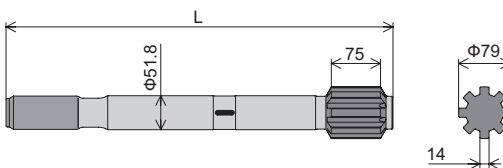
Thread	Length(L) [mm]	Flushing tube dia	Weight [Kg]	Part number
T45	670	SF	9.8	<b>S60M45SFB</b>

### HL 1000-52, 1000 S-52



Thread	Length(L) [mm]	Flushing tube dia	Weight [Kg]	Part number
T45	590	SF	8.6	<b>S13M45SFAG</b>
T51	590	SF	9.4	<b>S13M51SFAG</b>

### HL 1000-52, 1000 S-52



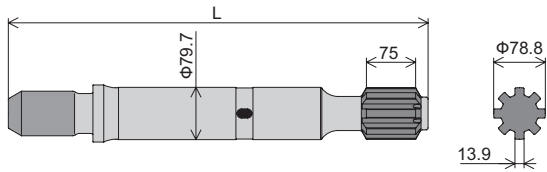
Thread	Length(L) [mm]	Flushing tube dia	Weight [Kg]	Part number
T45	670	SF	10.3	<b>S13M45SFBG</b>
T51	670	SF	11.1	<b>S13M51SFBG</b>



# SHANK ADAPTER

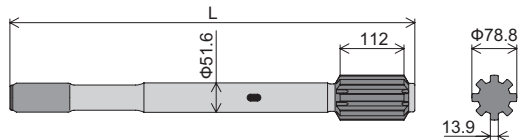
## SANDVIK / TAMROCK

### HL 1000 S-80 Tube drilling



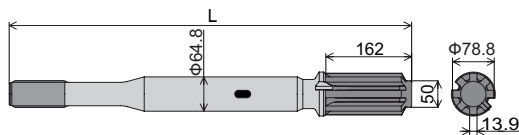
Thread	Length(L) [mm]	Flushing tube dia	Weight [Kg]	Part number
ST58	623	SF	18.2	<b>S258WD58SFAG</b>
ST68	640	SF	19.0	<b>S258WD68SFAG</b>

### HL 1500-52 ,1500 T-52



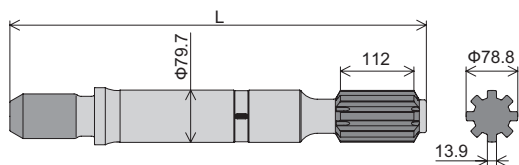
Thread	Length(L) [mm]	Flushing tube dia	Weight [Kg]	Part number
T51	710	SF	11.5	<b>S283M51SFBG</b>

### HL1500-PE



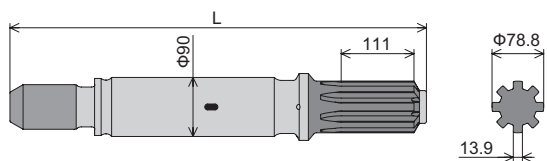
Thread	Length(L) [mm]	Flushing tube dia	Weight [Kg]	Part number
T51	760	SF	18.2	<b>S298M51SFAG</b>

### HL 1500 S-80 Tube drilling



Thread	Length(L) [mm]	Flushing tube dia	Weight [Kg]	Part number
ST58	635	SF	17.6	<b>S283WD58SFAG</b>
ST68	635	SF	18.6	<b>S283WD68SFAG</b>

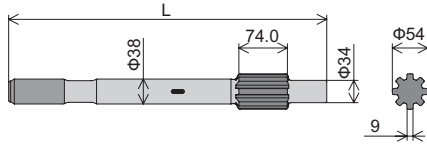
### HL 1500 SPE-90 Tube drilling



Thread	Length(L) [mm]	Flushing tube dia	Weight [Kg]	Part number
ST58	635	SF	21.6	<b>S332WD58SFAG</b>
ST68	635	SF	22.6	<b>S332WD68SFAG</b>

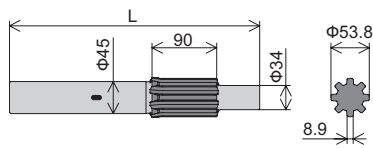
# SECOMA

## Hydrastar 200, Hydrastar 350, Hydrastar 300, Hydrastar X2



Thread	Length(L) [mm]	Flushing tube dia	Weight [Kg]	Part number
T38	485	SF	4.0	<b>S80M38SFB</b>
R32	485	SF	4.3	<b>S80R32SFB</b>
R38	485	SF	4.3	<b>S80R38SFB</b>
T38	500	SF	4.1	<b>S80M38SFC</b>
R32	500	SF	4.4	<b>S80R32CSFCG</b>

## Hydrastar 350 Female thread

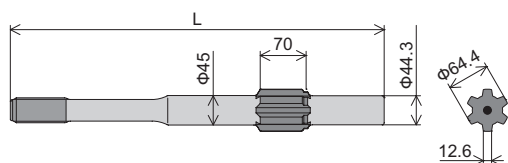


Thread	Length(L) [mm]	Flushing tube dia	Weight [Kg]	Part number
R32F	351	SF	3.2	<b>S109R32FSFA</b>

# SHANK ADAPTER

## TOYO

TH500, TH550



Thread	Length(L) [mm]	Flushing tube dia [mm]	Weight [Kg]	Part number
T38	570	12	5.9	<b>S57M38AB</b>